



Vital ICE



How to download Vital ICE App on iPhones

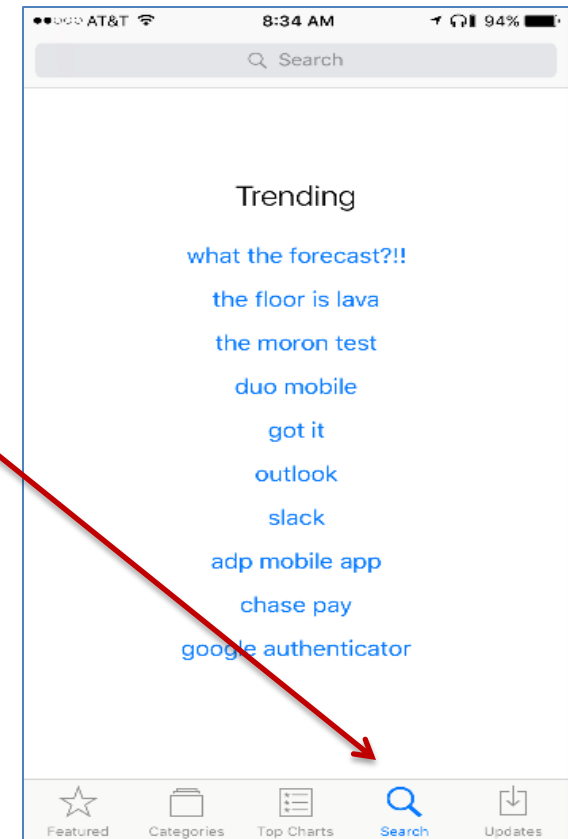
By: Vital ICE

Step 1: Search on iPhone App Store Icon

- Click on the App Store app icon



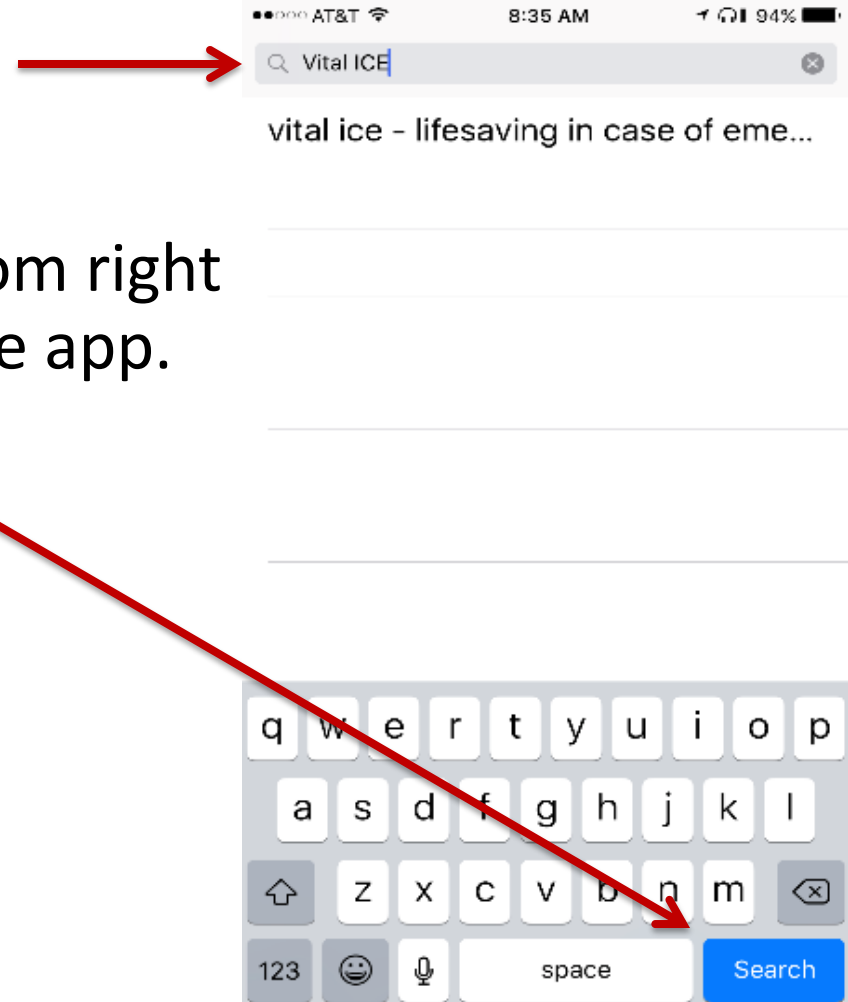
- At the bottom of the screen click on search option




Step 2: Search for Vital ICE App

- In the search engine, type “Vital ICE”
- Click on “Search” at the bottom right of the screen to search for the app.

- Double click on Vital ICE App logo to open

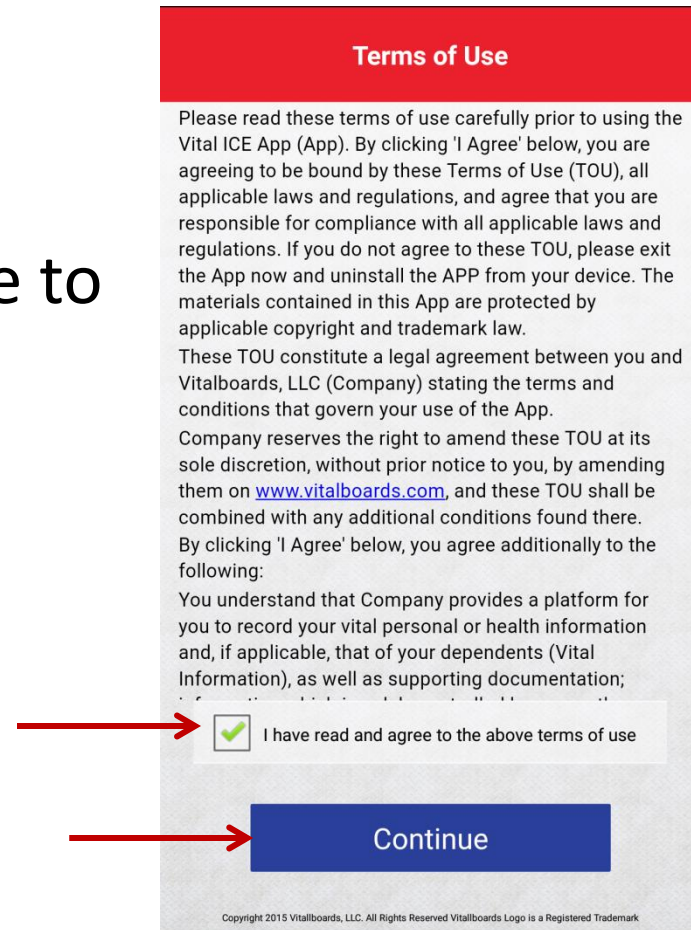


Step 3: Download Vital ICE App

- Click on  to download the Vital ICE App
 - Enter your iTunes password if prompted
- Once the download is complete, Vital ICE App will be saved on your home screen.
- Exit the App Store

Step 4: Open Vital ICE App

- Proceed to open your Vital ICE App from your home screen.
- Terms of Use:
 - Click box “I have read and agree to the above terms of use”
 - Click on Continue



Step 5: Access Vital ICE App

- Enter your Sponsors Code
- Click on Continue
- Begin to enter your personal information.

Enter Sponsor
Code Here



The screenshot shows the Vital ICE app registration screen. At the top, there is a red header with a white back arrow, a blue Vital ICE logo, and the text "Vital ICE". Below the header, a message reads: "Thank you for downloading Vital ICE, the app that can save lives! If you have a key code, please enter it below." A QR code is displayed in the center, with the number "1234" circled in red below it. Underneath the QR code, the text "Enter the Code Now" is displayed. Below this text is a white input field. At the bottom of the screen, there is a blue "Continue" button. At the very bottom, there is a small copyright notice: "Copyright 2015 Vitalboards, LLC. All Rights Reserved Vitalboards Logo is a Registered Trademark".

Vital ICE App Created

Thank you for downloading the Vital ICE iPhone App.

A special thanks to your local sponsor for providing the Vital ICE app to you and your local community.



The image is a promotional graphic for the Vital ICE app. On the left, a smartphone displays the app's interface for a user named Julie Sample. The interface includes a profile picture, name, date of birth (12/24/1969), address (123 Main St, Brooklyn, NY 11207), and emergency contact information for John Sample and Mary Sample. It also lists medical conditions like O+ blood type, 125 lbs weight, and being diabetic. A prominent red button at the bottom of the app screen says "Tap For Emergency". In the center, there is a large blue Star of Life medical symbol. The background shows an ambulance with paramedics in red uniforms attending to a patient on a stretcher. At the bottom, there are three logos: the Apple logo with "Download on iTunes", the text "Vital ICE" in a large white font, and the Google Play logo with "Get it on Google play".

Julie Sample
Female, pregnant, 12/24/1969 (44)
123 Main St.
Brooklyn, NY 11207

VOICE OVERVIEW **DEPENDENTS**

Emergency Contact 1: John Sample
347-123-4567

Emergency Contact 2: Mary Sample
347-890-1234

Blood Type: O+

Weight: 125 lbs

Medical Conditions: Diabetic

Tap For Emergency

Download on **iTunes**

Vital ICE

Get it on **Google play**